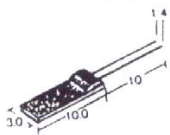
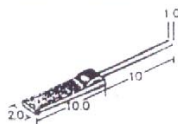
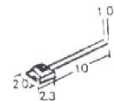
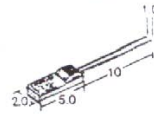
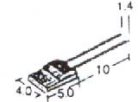



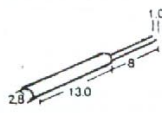
SENSEURS Pt100

00

FORMES DIMENSIONNELLES MODELE PLAT

dimensions (mm)	référence	résistance nominale à 0°C	temps de réponse eau 0.4 m / s	T _{0.9} air 1 m / s	coefficient d'auto-échauffement (°C / mW) air 1 m / s
	PTFA 101 <input type="checkbox"/>	100 Ω			
	PTFA 501 <input type="checkbox"/>	500 Ω	0.5 s	50 s	0.16 °C / mW
	PTFA 102 <input type="checkbox"/>	1000 Ω			
	PTFB 101 <input type="checkbox"/>	100 Ω			
	PTFB 501 <input type="checkbox"/>	500 Ω	0.4 s	20 s	0.25 °C / mW
	PTFB 102 <input type="checkbox"/>	1000 Ω			
	PTFC 101 <input type="checkbox"/>	100 Ω	0.3 s	15 s	0.4 °C / mW
	PTFD 101 <input type="checkbox"/>	100 Ω	0.4 s	20 s	0.25 °C / mW
	PTFD 501 <input type="checkbox"/>	500 Ω			
	PTFE 101 <input type="checkbox"/>	100 Ω			
	PTFE 501 <input type="checkbox"/>	500 Ω	0.4 s	25 s	0.2 °C / mW
	PTFE 102 <input type="checkbox"/>	1000 Ω			

FORMES DIMENSIONNELLES STANDARD MODELE ROND

dimensions (mm)	référence	résistance nominale à 0°C	temps de réponse eau 0.4 m / s	T _{0.9} air 1 m / s	coefficient d'auto-échauffement (°C / mW) air 1 m / s
	PTRA 101 <input type="checkbox"/>	100 Ω			
	PTRA 501 <input type="checkbox"/>	500 Ω	5 s	75 s	0.11 °C / mW
	PTRA 102 <input type="checkbox"/>	1000 Ω			
	PTRB 101 <input type="checkbox"/>	100 Ω			
	PTRB 501 <input type="checkbox"/>	500 Ω	3 s	40 s	0.20 °C / mW
	PTRB 102 <input type="checkbox"/>	1000 Ω			



ENTESIS

Galileu, 313
08028 BARCELONA
Tel.: +34 93 410 54 54
Fax: +34 93 419 97 33
<http://www.entesis.net>
e-mail: info@entesis.net